

65. Do plants go through CR, Photosynthesis or BOTH _____ Explain.

Plants make glucose ($C_6H_{12}O_6$) through photosynthesis.

THEN Plants use glucose to make ATP (cell energy) in c.R.

66. There has been an increase in global temperatures over the last century because more trees have been burned which releases CO₂ into the atmosphere. This traps the sun's heat

67. More trees would (increase/decrease) the level of CO₂ in the atmosphere because:

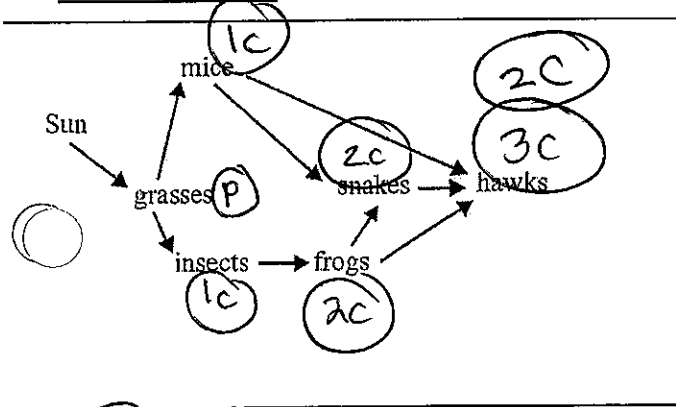
Trees will take in CO₂ and use it in photosynthesis

68. Name the organelle used to make ATP: mitochondria

69. WHY do organisms make ATP?

cells use ATP is used for cell energy. cells use ATP to move, make proteins, communicate, etc.

Food web/chains:



70. SUN is the ultimate energy source for all living things.

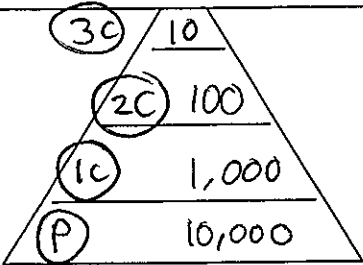
Producer = grasses

Primary consumers = mice, insects

Secondary consumers = snakes, frogs

Tertiary consumers = hawks

Energy pyramids:



71. If the bottom trophic level of the pyramid has 10,000 calories, how much energy will the second level consumers have? 100

72. Which trophic level always contains the most amount of energy? Why?

Producers (Bottom)

Symbiotic relationships:

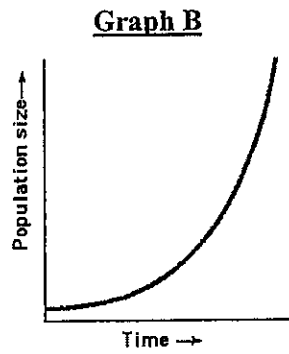
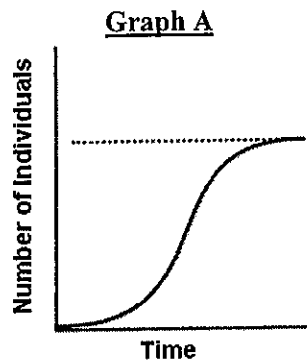
73. You go swimming in a pond in NH and when you step onto the beach you notice a leech attached to your leg which is sucking your blood. This is an example of Parasitism 😊 😞

74. Barnacles that attach themselves to the sides of whales get to eat the scraps from the shark's meal is an example of

Commensalism 😊 😐

75. A bee that drinks the nectar of the flower, and helps pollinate it, are an example of mutualism. 😊 😊

Populations:



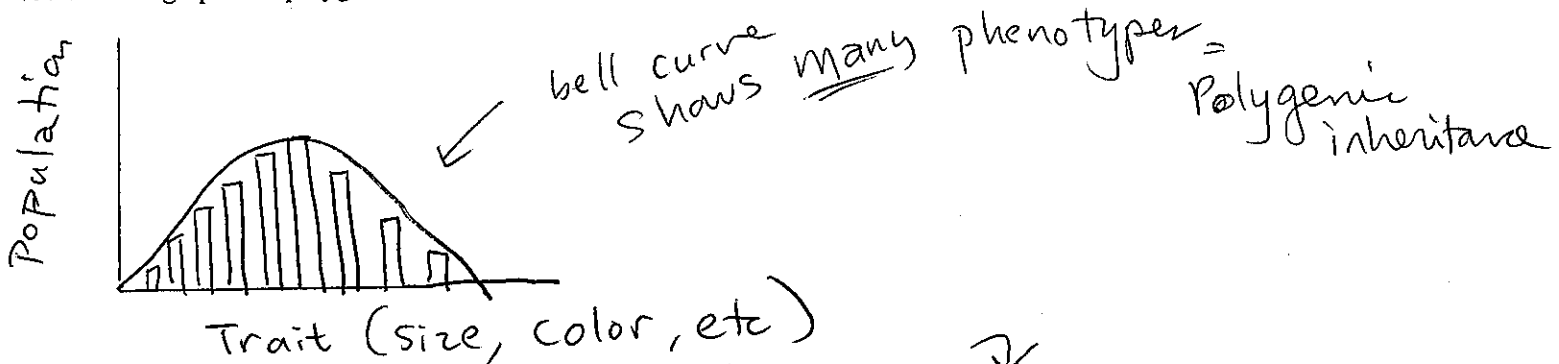
76. Graph A shows logistic growth. Graph B shows exponential growth.
77. Human population is an example of B growth.
78. Graph A shows a population that has reached its carrying capacity

Some factors that contribute to exponential growth are:

1) Unlimited resources such as:
 (Lots of) → a) food, space, resources




Populations and Evolution 2) Little disease, predation, competition

79. Draw a graph of a polygenic trait (like height or grasshopper femur length). What is a polygenic trait?



80. What are the 3 types of natural selection that could "act" on this population?

Draw an example of each and label them also:



Key
 Original pop = - - - - -
 * New Pop = ————